


Action plan for Anaphylaxis

Name: _____

Date of birth: _____



Known severe allergies: _____

Parent/carer name(s) _____

Work Ph: _____

Home Ph: _____

Mobile Ph: _____

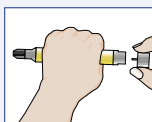
Plan prepared by: _____

Dr. _____

Signed _____

Date _____

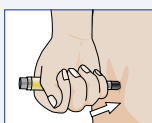
How to give EpiPen® or EpiPen® Jr



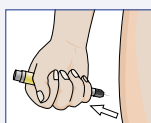
1. Form fist around EpiPen® and pull off grey cap.



2. Place black end against outer mid-thigh.



3. Push down **HARD** until a click is heard or felt and hold in place for 10 seconds.



4. Remove EpiPen® and be careful not to touch the needle. Massage the injection site for 10 seconds.

MILD TO MODERATE ALLERGIC REACTION

- swelling of lips, face, eyes
- hives or welts
- abdominal pain, vomiting

ACTION

- stay with child and call for help
- give medications (if prescribed)
- locate EpiPen® or EpiPen® Jr
- contact parent/carer



watch for signs of Anaphylaxis

ANAPHYLAXIS (SEVERE ALLERGIC REACTION)

- difficulty/noisy breathing
- swelling of tongue
- swelling/tightness in throat
- difficulty talking and/or hoarse voice
- wheeze or persistent cough
- loss of consciousness and/or collapse
- pale and floppy (young children)

ACTION

- 1 Give EpiPen® or EpiPen® Jr**
- 2 Call ambulance. Telephone 000**
- 3 Contact parent/carer**

If in doubt, give EpiPen® or EpiPen® Jr

Additional Instructions _____

© ASCIA 2003. This plan was developed by

ascia

australasian society of clinical immunology and allergy inc.

www.allergy.org.au